

2021 EBAN Statistics Compendium



€ 767M €

(visible market)

INVESTED BY BA

↓ 4.5% from 2019

32235 👤

BUSINESS ANGELS

(visible market)

3583 📁

(visible market)

INVESTMENTS

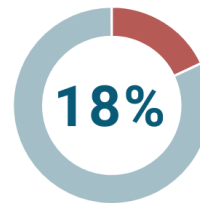
↓ 0.5% from 2019

408 👥

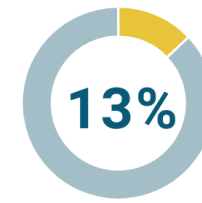
BA NETWORKS

↑ 1% from 2019

Key Sector of BA Investment (% € invested, 2020)



FinTech



Enterprise Software

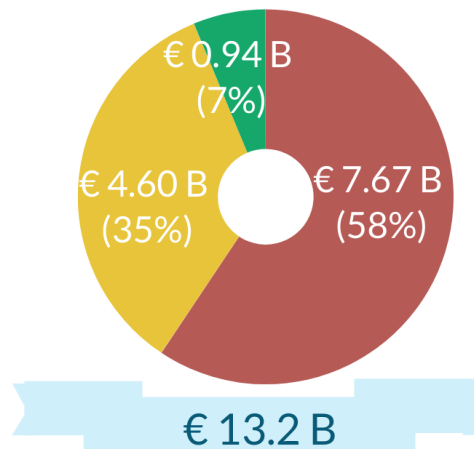


Health

Investments by Investee Development Stage



Estimated Invisible Market



- Business Angels
- Early Stage VC
- Equity Crowdfunding

Key Figures (2020)

📁 Average investment per company

€ 214,150

👥 Average investment per BAN

€ 1,880,000

👤 Average investment per BA

€ 23,900